

# Downloading the Somfy app

## Connexoon activation

Start by visiting [www.somfy-connect.com](http://www.somfy-connect.com)

**Note:** Your Connexoon does not need to be connected to the internet at this stage.

- 1 Click on the drop down menu and scroll down to 'United Kingdom' then click on '**START ACTIVATION**'. (Fig 1)
- 2 On the screen that loads you'll be asked to select your device. Select '**CONNEXOON**' and proceed to the next step. (Fig 2)
- 3 On the next screen you'll be asked to enter a pin code. This will be located on the back of your Connexoon hub. (Fig 3/Fig 4)
- 4 Enter the **PIN** and click on '**CONTINUE**'. You will be asked to create an account. Follow the onscreen instructions until you are met with the activation complete screen.
- 5 Once the above is completed you can proceed to download the Connexoon application from your devices app store. Load the store and search for Connexoon. The first result is usually the correct one.

## App log in / Navigation

Before logging into the Connexoon app ensure the Hub is connected to your broadband router as detailed in the instructions supplied in the box. Once installed, load the Connexoon app and log in using the username / password created during the activation step. (Fig 5)

# HILLARYS

You'll love what we do

Fig 1

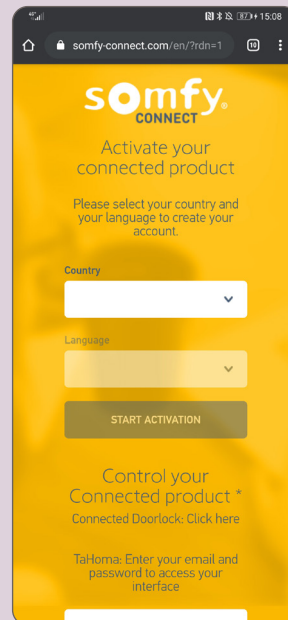


Fig 2

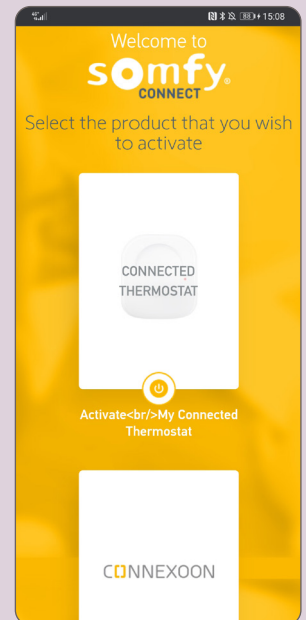


Fig 3

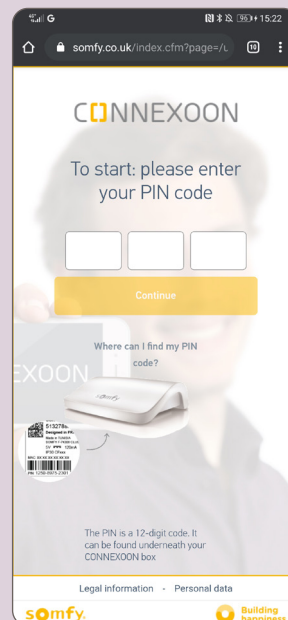


Fig 4



Fig 5

